



**FRANKLIN TOWNSHIP  
PUBLIC SCHOOLS**

Excellence, Opportunity and Affirmation For Every Child

# **Student Safety Data System**

## **Reporting Period 1**

### **September – December**

### **2019**

**Board Approval Date: June 18, 2020**

**Presented by:  
Orvyl M. Wilson**

# Our Goal District-Wide

Increase time in class for all students

A large, hollow, blue downward-pointing arrow with a white outline, centered between the first and second text boxes.

Increase exposure to instruction and content

A large, hollow, blue downward-pointing arrow with a white outline, centered between the second and third text boxes.

Increase academic achievement

# Supporting Our Goals

## **Training for Staff:**

- **Social & Emotional Learning**
- **Professional Development for Deans**
- **Small Group Universal Classroom Management Training**
- **HIB**

## **Monitor District & School Climate:**

- **Monthly School & District Level Safety Team Meeting**
- **Principal Meeting to Evaluate Student Behavior Data**
- **Vice Principal Workshops**
- **Annual Surveys to Assess PBS Implementation at all 3 Tiers**

## **Tiered Intervention Supports for Behavior:**

- **Universal Classroom Strategies**
- **Use of Saturday School as an Alternative to Suspension for Minor Offenses**
- **Use of Saturday Bus Academy to teach safe and responsible bus behavior**
- **Contracted in-school Counseling Supports**
- **Student Behavior Plans, I&RS Support, CST Support**

# **Total Number of Office Discipline Referrals (ODR)**

## **Franklin High School & Road to Success**

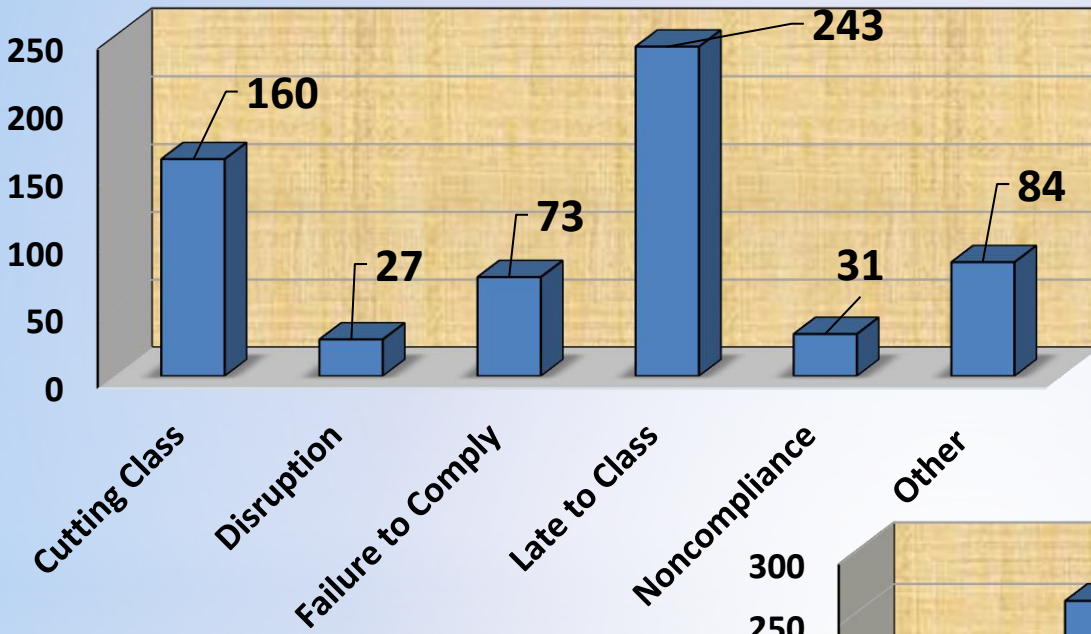
*September – December 2018 = 618*

*September – December 2019 = 445*

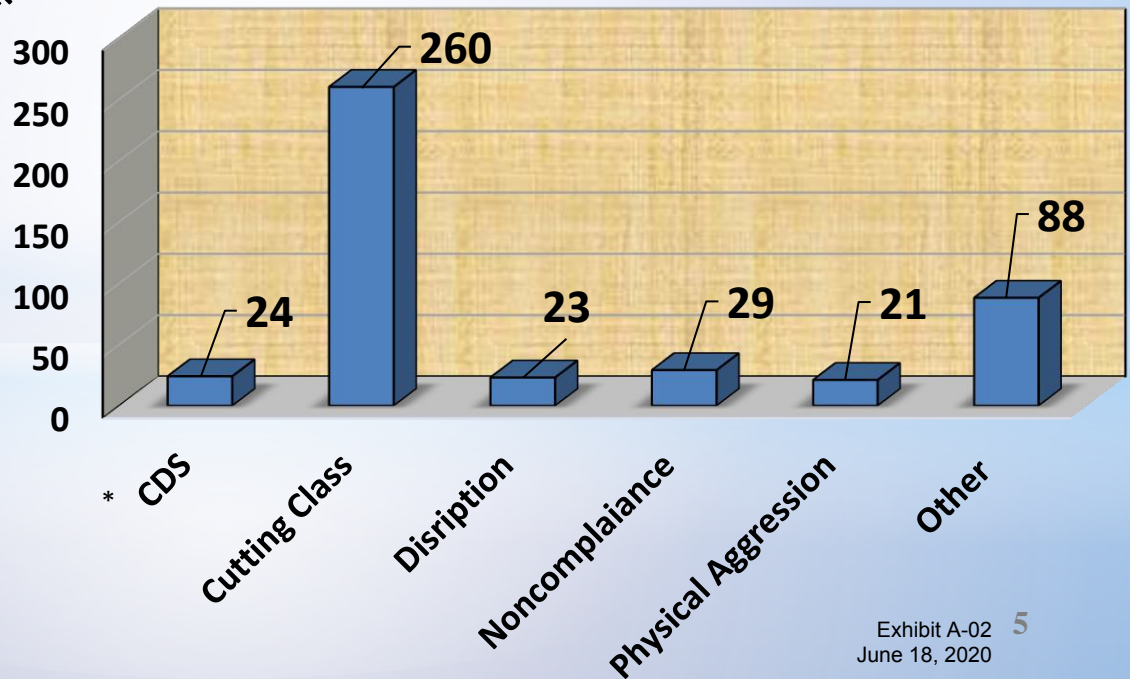
***What type of behaviors are included  
in these office referrals and where do they occur?***

# Franklin High School & RTS ODRs Misconduct Comparison

2018



2019

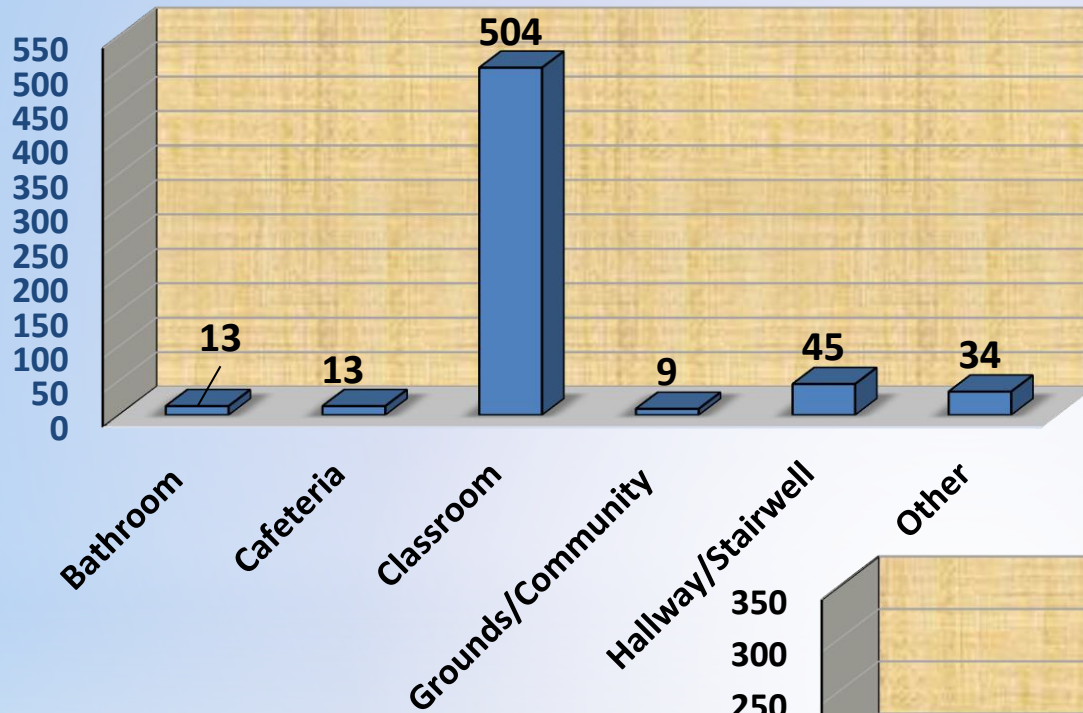


\*Controlled Dangerous Substance  
SSDS September-December, 2019

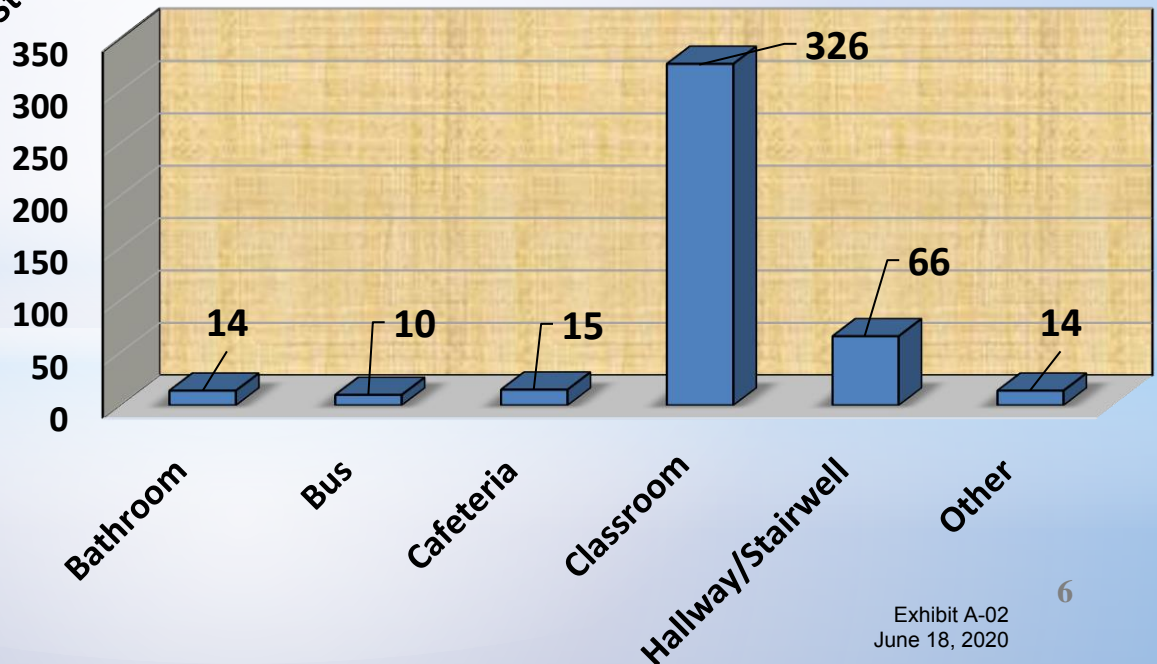


# Franklin High School & RTS ODRs Location Comparison

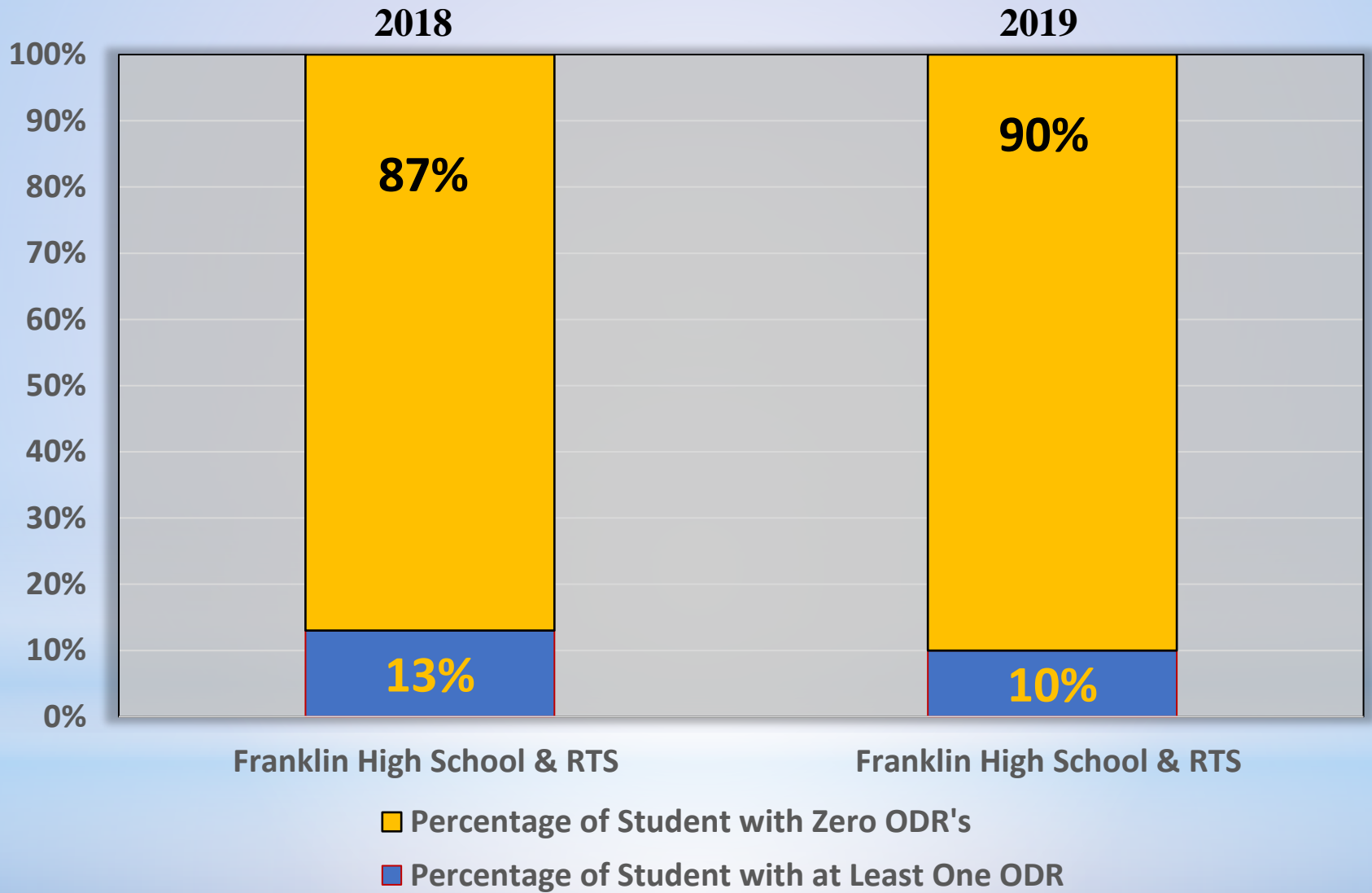
2018



2019



## ODR Percentages Combined FHS/RTS



# **Franklin High School Interventions**

- **Continuing to monitor student class attendance**
- **Teachers have access to classroom management support through Strength of the Warrior Team and Resources shared**
- **Administrators are encouraged to conduct classroom “walk-throughs” to assist teachers with classroom management**
- **Training is provided to substitute teachers**



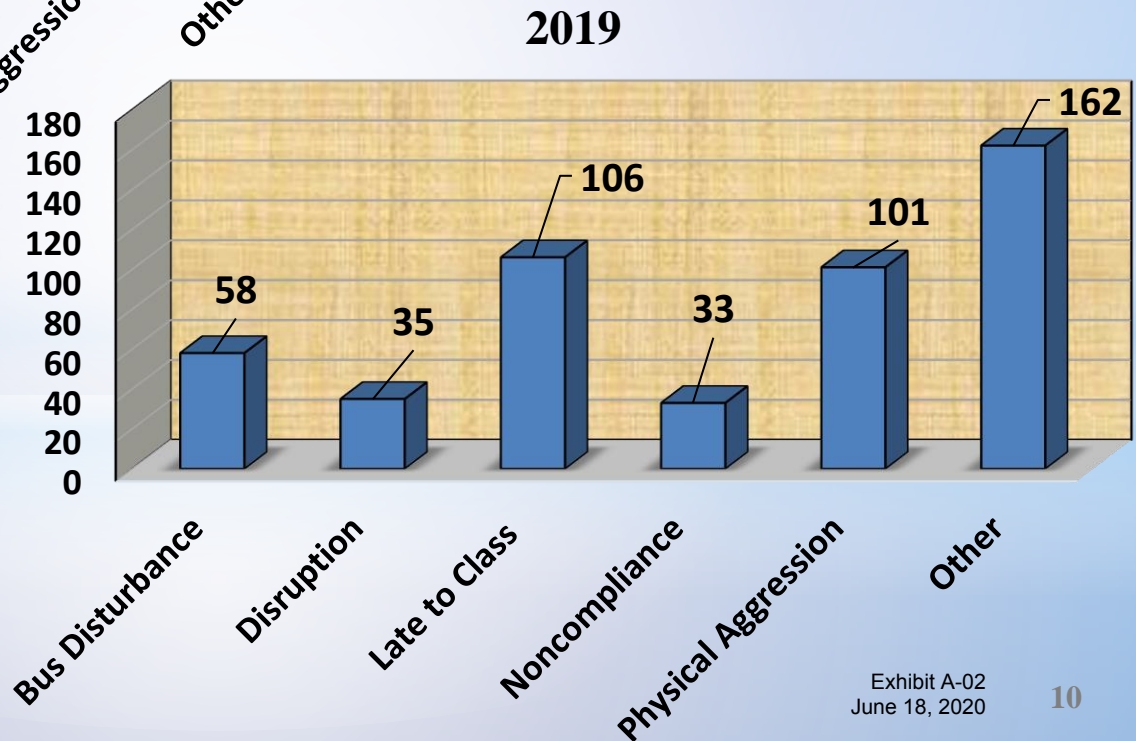
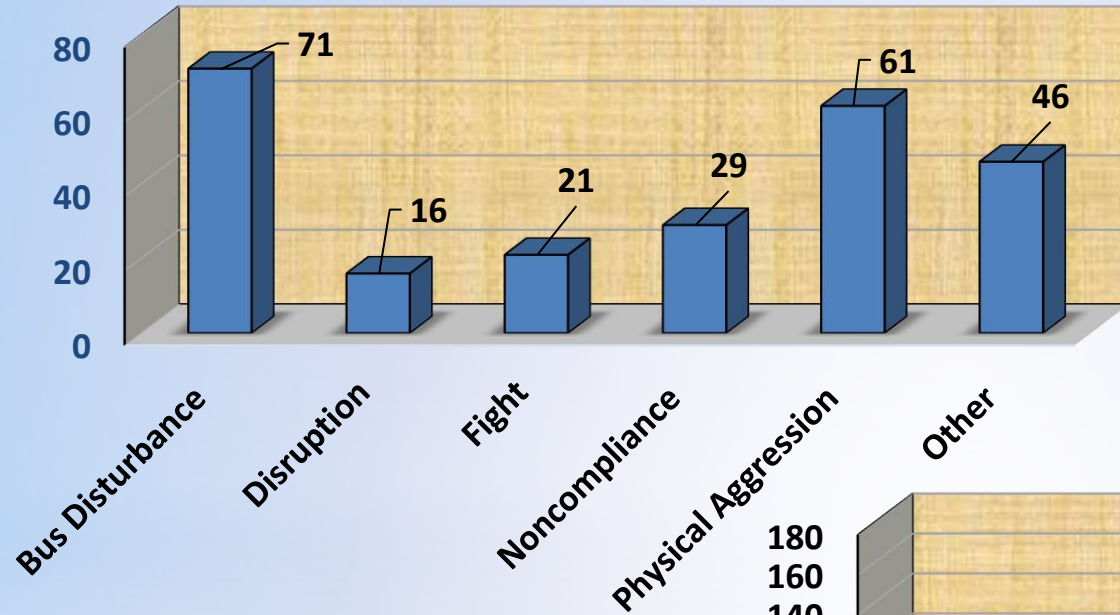
**Total Number  
of  
Office Discipline Referrals (ODR)  
Franklin Middle Schools & RTS  
Hamilton Street Campus/Sampson G. Smith Campus**

*September – December 2018 = 244*

*September – December 2019 = 495*

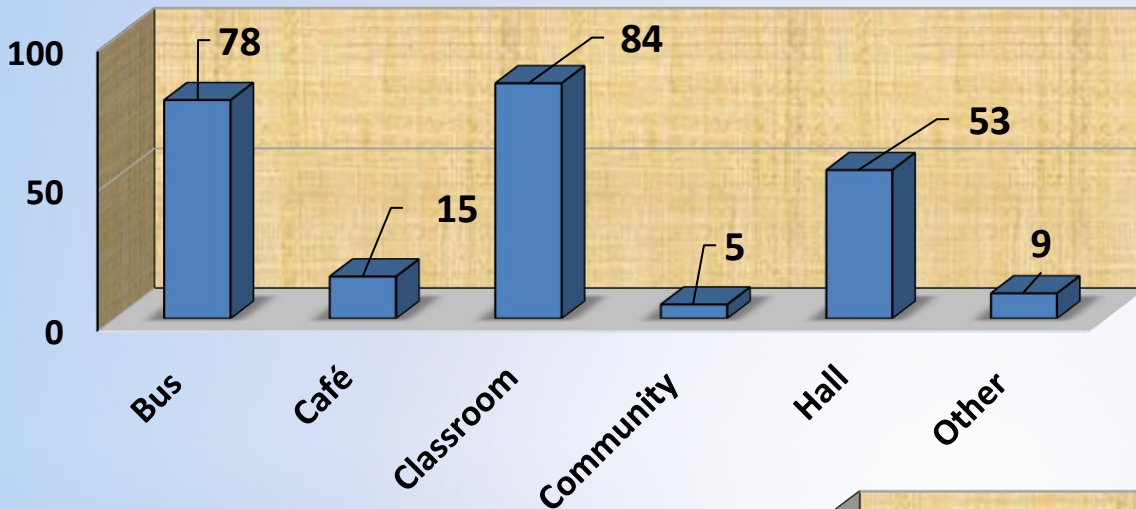
***What type of behaviors are included  
in these office referrals and where to they occur?***

# Franklin Middle School & RTS ODRs Hamilton Street Campus/Sampson G. Smith Campus Misconduct Comparison 2018

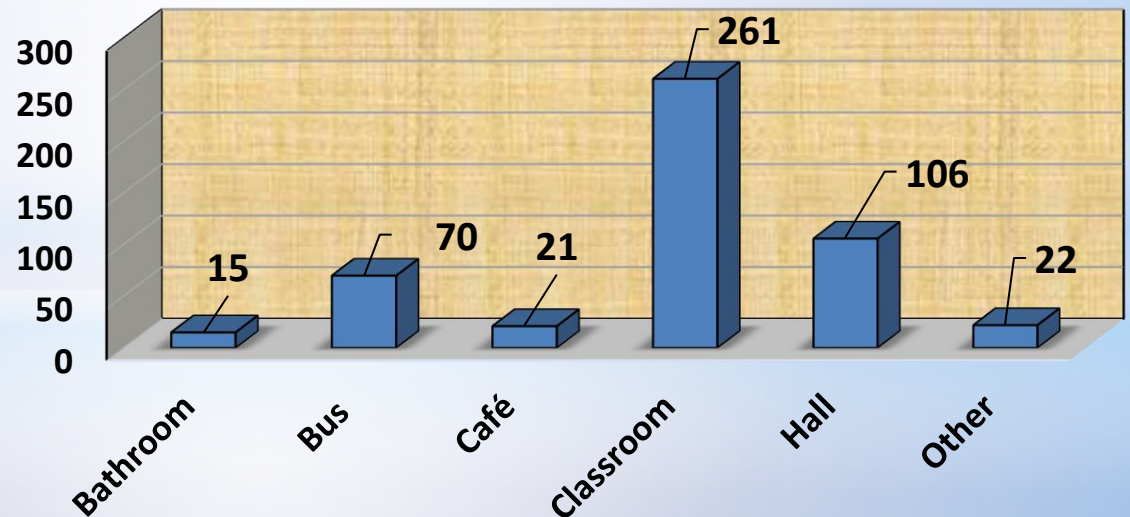


# Franklin Middle Schools ODRs Hamilton Street Campus/Sampson G. Smith Campus & RTS Location Comparison

2018

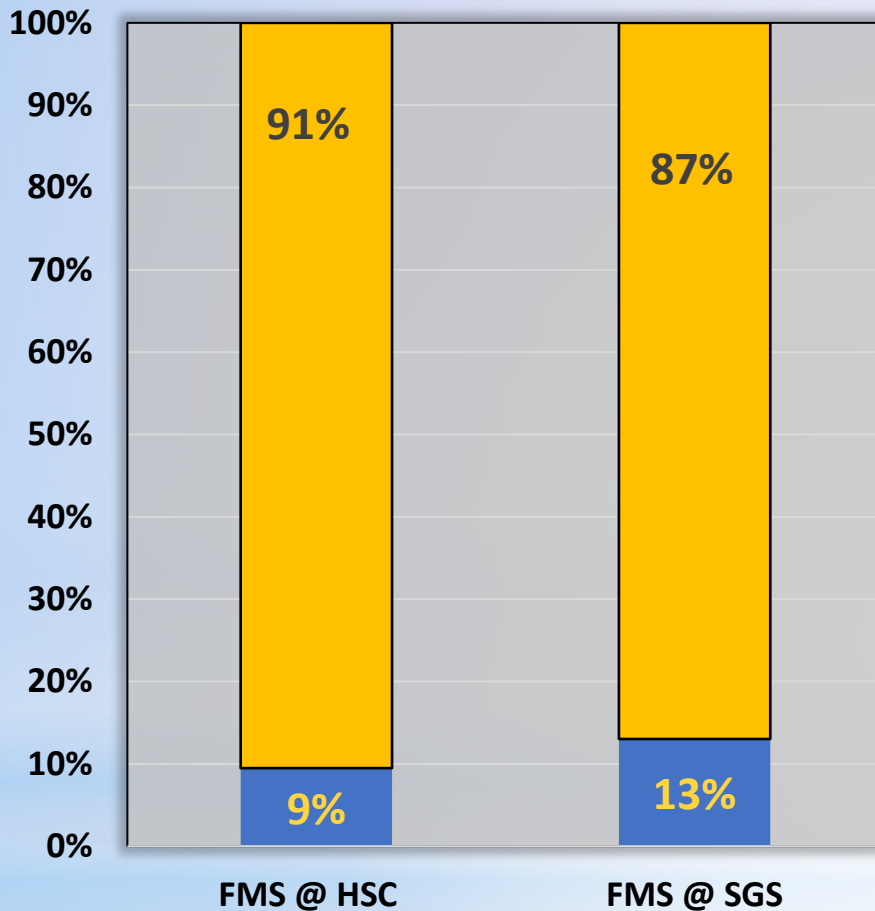


2019

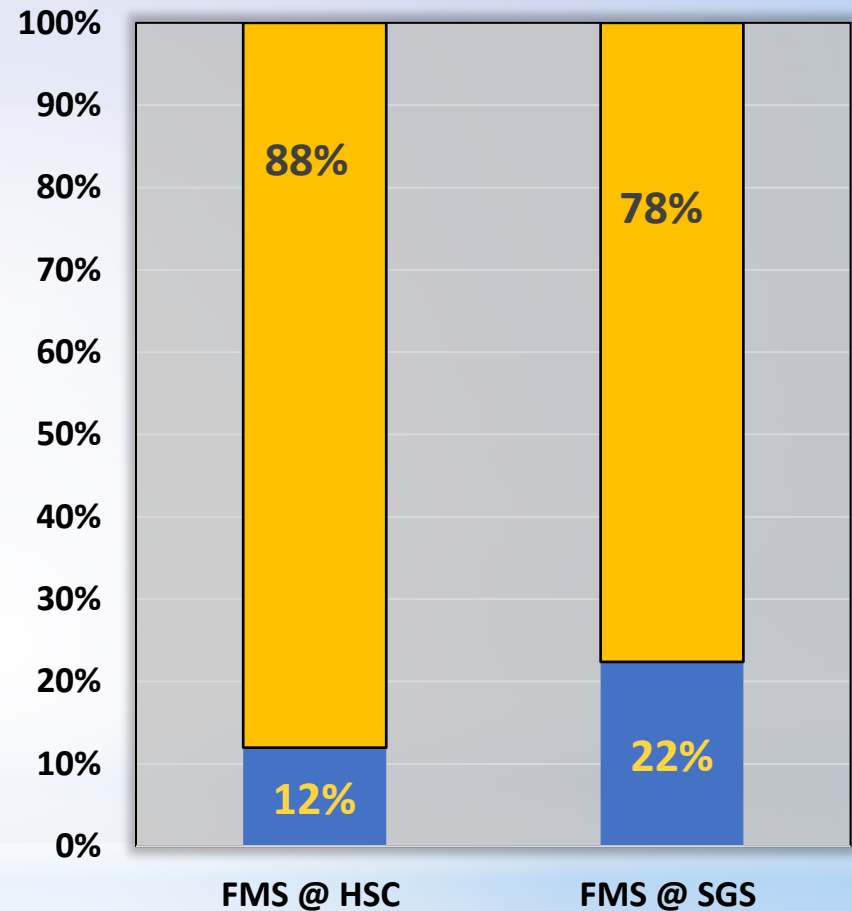


# ODR Percentages

2018



2019



■ Percentage of Student with Zero ODR's  
■ Percentage of Student with at Least One ODR

■ Percentage of Student with Zero ODR's  
■ Percentage of Student with at Least One ODR

# **FMS @ HCS / FMS @ SGS & RTS**

## **Interventions**

- Use of Saturday School as an alternative to student suspension
- Continued focus and monitoring of student bus behavior and the use of Saturday Bus Academy to teach safe and responsible bus behavior
- Continue weekly “teaming” for teachers to collaborate about meeting the needs for their cohort of students
- Partnering Parent Leadership Academy



**Total Number  
of  
Office Discipline Referrals (ODR)  
Elementary Schools**

*September – December 2018 = 206*

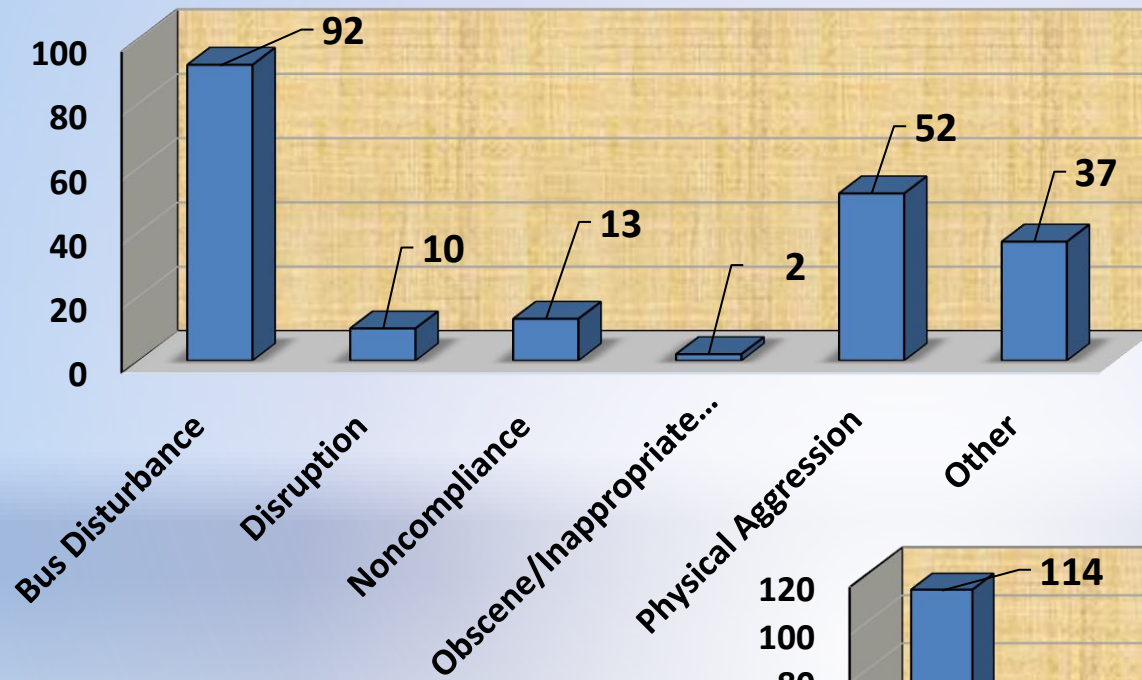
*September – December 2019 = 239*

***What type of behaviors are included  
in these office referrals and where to they occur?***

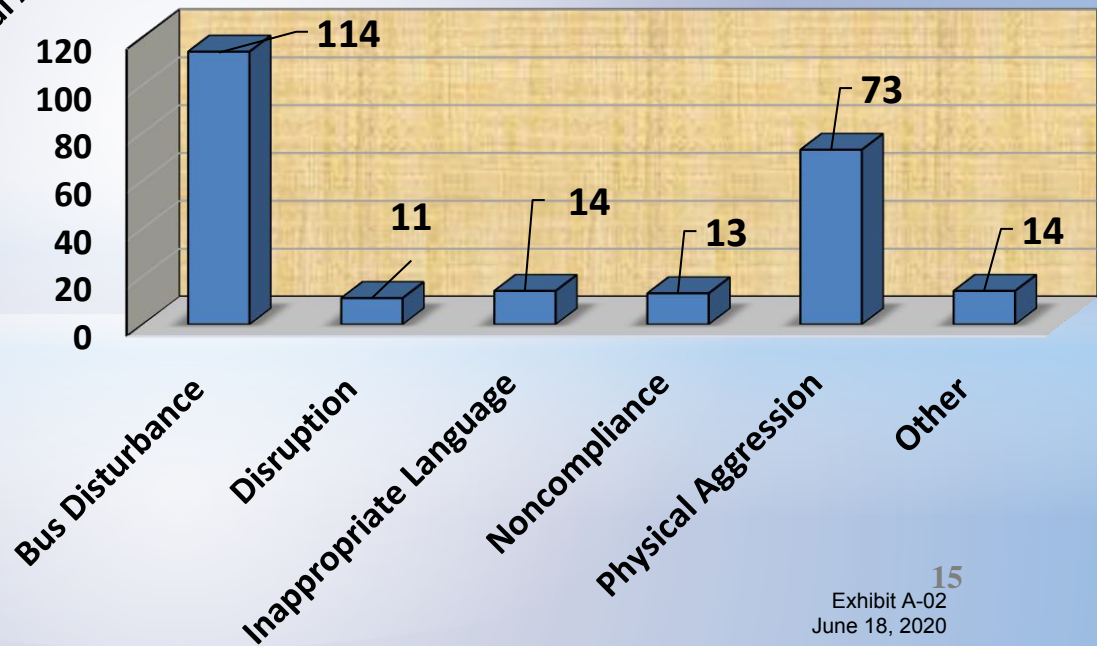


# Elementary Schools ODRs Misconduct Comparison

2018

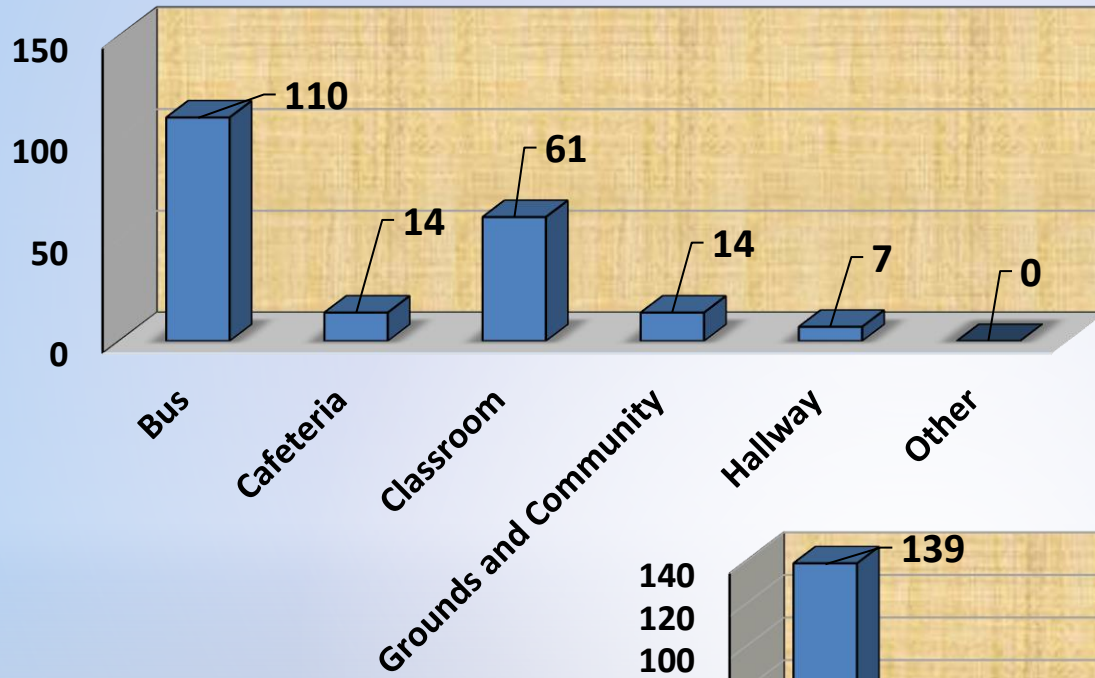


2019

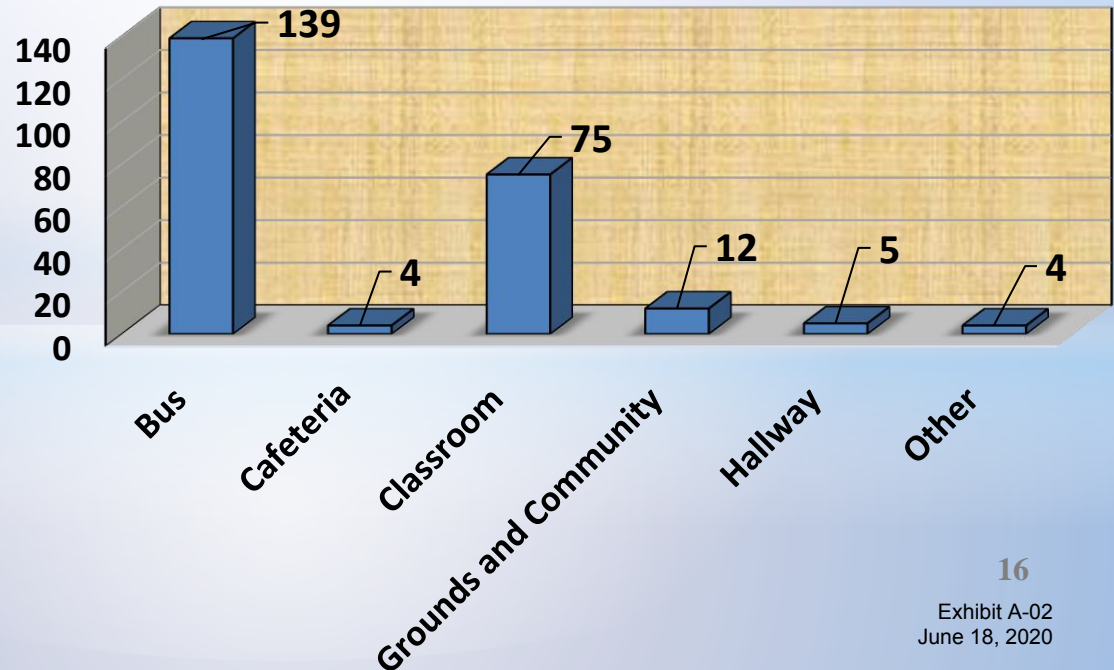


# Elementary Schools ODRs Location Comparison

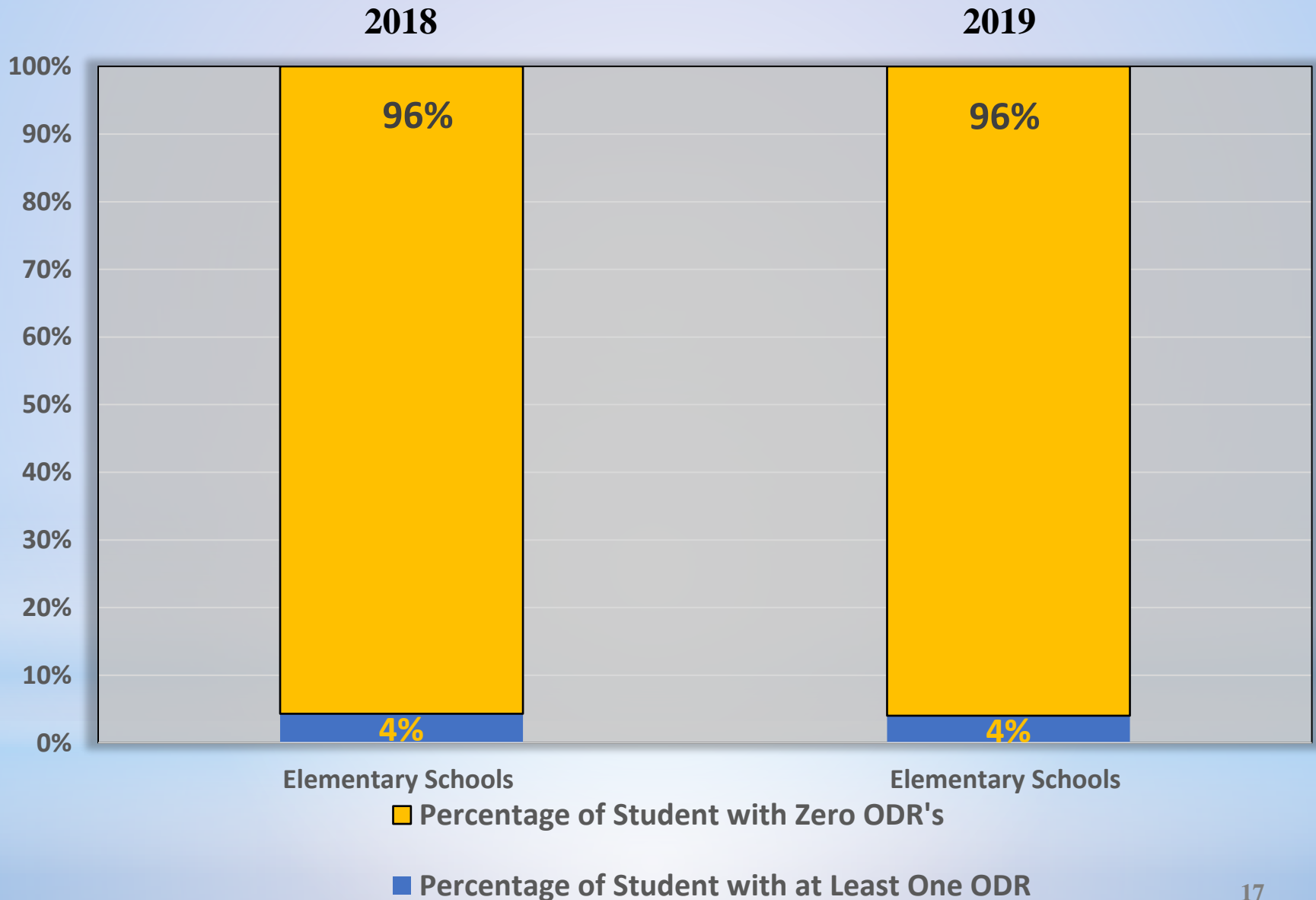
2018



2019



# ODR Percentages



# Elementary School Interventions

- Teachers are conducting daily Morning Meetings as scheduled, using Social & Emotional Learning Lessons (i.e. Dan St. Romain, Sanford Harmony)
- Continue to focus on and monitor student bus behavior and use Saturday Bus Academy to teach safe and responsible bus behavior
- Rotation of Safety Officers on school busses as needed
- Also continue the following:
  - ongoing training/reinforcement of expectations for bus drivers
  - routine surveillance monitoring of bus runs
  - designation of student peer leaders on the bus
  - rotation of bus safety officers as needed

# District Out-of-School Suspension Report

## Percentage of Suspensions Against Total Student Population by School

### 2019

School Location	Total Incidents	Number of Students Served Out-of-School Suspension at Least Once	Total Number of Active Students	Percentage of Out-of-School Suspensions
CES	4	2	684	0.29%
CRS	3	2	384	0.52%
EAS	1	1	492	0.20%
FHS & RTS	87	78	2164	3.60%
FMS @ HSC	21	19	685	2.77%
FMS @ SGS	21	17	813	2.09%
FPS	5	4	656	0.61%
HIL	4	4	419	0.95%
MAC	3	2	382	0.52%
PGM	3	2	376	0.53%
<b>TOTAL</b>	<b>152</b>	<b>131</b>	<b>7055</b>	<b>1.86%</b>

**District Out-of-School Suspension Report**  
**Percentage of Suspensions**  
**Comparison by School/Year**

**2018**

**2019**

<b>School Location</b>	<b>Percentage of Out-of-School Suspensions</b>	<b>Percentage of Out-of-School Suspensions</b>
<b>CES</b>	<b>0.30%</b>	<b>0.29%</b>
<b>CRS</b>	<b>0.76%</b>	<b>0.52%</b>
<b>EAS</b>	<b>0.62%</b>	<b>0.20%</b>
<b>FHS &amp; RTS</b>	<b>2.15%</b>	<b>3.60%</b>
<b>FMS @ HSC</b>	<b>2.79%</b>	<b>2.77%</b>
<b>FMS @ SGS</b>	<b>1.62%</b>	<b>2.09%</b>
<b>FPS</b>	<b>0.90%</b>	<b>0.61%</b>
<b>HIL</b>	<b>1.12%</b>	<b>0.95%</b>
<b>MAC</b>	<b>1.03%</b>	<b>0.52%</b>
<b>PGM</b>	<b>0%</b>	<b>0.53%</b>
<b>TOTAL</b>	<b>1.45%</b>	<b>1.86%</b>



# District In-School Suspension Report

## Percentage of Suspensions Against Total Student Population by School

School Location	Total Incidents	Number of Students Served In-School Suspension at Least Once	Total Number of Active Students	Percentage of In-School Suspensions
FHS	4	4	2125	0.19%
FMS @ HSC	24	21	679	3.09%
FMS @ SGS	13	13	813	1.60%
<b>TOTAL</b>	<b>41</b>	<b>38</b>	<b>3617</b>	<b>1.05%</b>

# District In-School Suspension Report

## Percentage of Suspensions Comparison by School/Year

	2018	2019
School Location	Percentage of In-School Suspensions	Percentage of In-School Suspensions
FHS	0.47%	0.19%
FMS @ HSC	0.50%	3.09%
FMS @ SGS	2.37%	1.60%
TOTAL	0.85%	1.05%

# Requirements for Reporting Incidents to SSDS\*

- An incident must take place on school grounds, at a school sponsored event or on a school bus
- Any confirmed incidents of HIB, regardless of when/where they occurred must be reported
- In-School & Out-of-School Suspensions

# SSDS Category Definitions

## **Violence:**

- Assault, Fight, Robbery/Extortion, HIB, Sex Contact/Assault, Threat and Vandalism

## **Substance Abuse:**

- Use, Possession and Sale/Distribution

## **Weapons:**

- Use of, Possess of and Sale/Distribution

# What is Harassment Intimidation & Bullying (HIB)

- Acts or actions that have the effect of insulting, demeaning, creating a hostile educational environment or causing physical and/or emotional harm to students
- HIB can be a single incident involving behavior directed at an individual or group of individuals because of their membership in a protected class



# District HIB Team

## District Anti-Bullying Coordinator

*Mr. Orvyl Wilson, Director of School Management*

## School Anti-Bullying Specialist

*One at each school, names posted district web-site*

## School Safety Team

*One at each school led by the Principal*





# HIB Reporting for Students & Parents

- ✓ Go to District Website and select “School Safety Harassment Intimidation and Bullying” under Shortcuts
- ✓ Select the “Anonymous Reporting” Link
- ✓ Complete HIB Reporting Form
  - Fill out all information in each box
  - Including the Appropriate School
  - Contact information is optional but encouraged
- ✓ Click “Submit” and the information will be sent to the
  - HIB Specialist of the school chosen in the report

# HIB Incidents

## September – December 2019

<b>School</b>	<b>Incidents Reported to and Investigated by the District</b>	<b>Incidents Confirmed</b>
<b>CES</b>	<b>2</b>	<b>0</b>
<b>CRS</b>	<b>4</b>	<b>0</b>
<b>EAS</b>	<b>2</b>	<b>0</b>
<b>FHS &amp; RTS</b>	<b>8</b>	<b>2</b>
<b>FMS @ HSC &amp; RTS</b>	<b>4</b>	<b>1</b>
<b>FMS @ SGS</b>	<b>9</b>	<b>2</b>
<b>FPS</b>	<b>0</b>	<b>0</b>
<b>HIL</b>	<b>2</b>	<b>1</b>
<b>MAC</b>	<b>0</b>	<b>0</b>
<b>PGM</b>	<b>1</b>	<b>0</b>
<b>TOTAL</b>	<b>32</b>	<b>6</b>

## HIB Incidents Comparison

School	Incidents Reported to and Investigated by the District		Incidents Confirmed	
	2018	2019	2018	2019
<b>CES</b>	<b>0</b>	<b>2</b>	<b>0</b>	<b>0</b>
<b>CRS</b>	<b>9</b>	<b>4</b>	<b>3</b>	<b>0</b>
<b>EAS</b>	<b>2</b>	<b>2</b>	<b>1</b>	<b>0</b>
<b>FHS &amp; RTS</b>	<b>1</b>	<b>8</b>	<b>1</b>	<b>2</b>
<b>FMS @ HCS &amp; RTS</b>	<b>9</b>	<b>4</b>	<b>1</b>	<b>1</b>
<b>FMS @ SGS</b>	<b>10</b>	<b>9</b>	<b>3</b>	<b>2</b>
<b>FPS</b>	<b>3</b>	<b>0</b>	<b>0</b>	<b>0</b>
<b>HIL</b>	<b>2</b>	<b>2</b>	<b>1</b>	<b>1</b>
<b>MAC</b>	<b>2</b>	<b>0</b>	<b>2</b>	<b>0</b>
<b>PGM</b>	<b>0</b>	<b>1</b>	<b>0</b>	<b>0</b>
<b>TOTAL</b>	<b>38</b>	<b>32</b>	<b>12</b>	<b>6</b>

# Member Responsibilities

## BOE

- ❖ Report any alleged incident of HIB that you see or hear about to the Superintendent or District Anti Bullying Coordinator
- ❖ Participate in the hearing process for any HIB appeals
- ❖ Review the outcome of all District HIB investigations
- ❖ Follow the review of the District HIB investigation and at the next Board Meeting, vote to:
  - Approve
  - Modify or
  - Reject

...the Superintendent's actions regarding that HIB report

# Internet Safety Protection

*The **Children's Internet Protection Act**, requires school districts to **develop and ensure education** is provided to every student regarding **appropriate online behavior**, including students interacting with other individuals on **social networking sites and/or chat rooms**, and **cyberbullying awareness and response**.*

## **Franklin Township Public Schools:**

- **protects students' use** of electronic communication by assigning student email accounts which are processed through the district server;
- **has a filter which blocks** inappropriate material from school based computers and chrome books and which requires an adult log in to override;
- **utilizes Go Guardian to alert** administration of student attempts to access inappropriate material, when warranted, these reports are typically responded to the following school day.

# Internet Safety Protection

Students in grades 3 - 12 are provided education via assemblies and course work regarding appropriate online behavior including the use of social networking sites, and cyberbullying awareness and response.

Additionally, descriptions and consequences for technology based offenses are listed in the district Student Code of Conduct.

*Policy and Regulation 2361 are posted on the district website for your review, please email [internetsafety@franklinboe.org](mailto:internetsafety@franklinboe.org) with any questions.*



# Reporting

**If you SEE Something, SAY Something...**

Everyone has the responsibility to report suspected incidents of HIB

- Students
- Parents
- Staff
- Volunteers
- Board of Education Members

